

Online Survey: Preliminary Fall 2011 Graduating Student Survey (Baccalaureate, Masters, Doctoral)

The survey is voluntary. Invitations were emailed to the 1,062 students who had filed an application to graduate at the beginning of the semester. Of those, 520 students started the online survey and 504 answered all questions. Open Comments are summarized.

(Note that the sequence of the questions have been re-arranged in this report. The question numbers are as they were tagged in the online survey.)

1. University Affiliation (College/Unit)?

#	Answer	Response	%
1	Business	196	38%
2	Education	44	9%
3	Engineering	33	6%
4	Liberal Arts	127	25%
5	Sciences	69	13%
6	Interdisciplinary Studies	43	8%
	Total	512	100%

2. What type of degree will you receive?

#	Answer	Response	%
1	Undergraduate Degree	306	60%
2	Masters Degree	189	37%
3	Doctoral Degree	17	3%
	Total	512	100%

3. How long did it take for you to complete your baccalaureate degree?

#	Answer	Response	%
1	4 years or less	102	33%
2	5 years	86	28%
3	6 years	52	17%
4	7 years	18	6%
5	8 years	13	4%
6	More than 8 years	35	11%
	Total	306	100%

4. It is a growing national trend that undergraduates are taking longer to complete their degrees. If it has taken 7 years or more to earn your degree, please share the reasons with us. Choose as many as apply and you can comment in "Other reasons."





#	Answer	Response	%
1	Family Commitments	35	54%
2	Work Schedule	47	72%
3	Illness	7	11%
4	Military Service	7	11%
5	Changed majors requiring more hours	24	37%
6	Other reasons	27	42%

Other reasons



Several gave multiple open text reasons:

- Katrina: 5
- Financial:5
- Lack of discipline/personal issues: 3
- Part-time: 2
- Family: 2
- Illness: 1
- Military moves/transfer credits: 1
- Career pursuits: 1
- Internships: 1
- Critical courses only offered one semester of the year:1
- Working 60 hours/week: 1
- Went back to school: 1

5. Prior to UNO, what was the last type of school you attended?

#	Answer		Response	%
1	High School		114	38%
2	Community College		69	23%
3	4-year college or university		114	38%
4	Technical or Vocational College		7	2%
	Total		304	100%

6. Are you likely to be involved with UNO as an alumnus?

#	Answer		Response	%
1	Yes		288	57%
2	No		217	43%
	Total		505	100%

7. In which of the following extracurricular activities did you participate? (Select all that apply)

#	Answer	Response	%
1	Student Government	6	2%
2	Sorority or fraternity	18	7%
3	Honors and scholars	78	30%
4	Academic department club/organization	114	43%
5	Campus or community volunteer work	53	20%
6	Music, theatre, film,dance, or literary group	25	9%
7	Intercollegiate or intramural sports	23	9%
8	Other	51	19%

8. Highest educational level in your immediate family?

#	Question	No HS diploma	HS Diploma	2- Yr Associate or Certificate	Baccalaureate degree	Masters degree	Doctoral degree	No Response	Responses
1	Father	45	181	53	111	67	33	18	508
2	Mother	41	205	73	115	51	9	14	508
3	Brothers/Sisters	12	126	32	158	73	26	43	470

9. Would you recommend UNO to a friend or relative considering college?

#	Answer	Response	%
1	Yes	446	87%
2	No	65	13%
	Total	511	100%

11. What is most likely to be your PRINCIPAL activity upon graduation?

#	Answer	Response	%
1	Employment, Full-Time Paid	346	69%
2	Employment, Part-Time Paid	27	5%
3	Graduate or professional school, Full-Time	72	14%
4	Graduate or professional school, Part-Time	21	4%
5	Additional coursework	8	2%
6	Military service	1	0%
7	Volunteer activity (e.g., Peace Corps)	2	0%
8	Start raising a family	7	1%
9	Other	20	4%
	Total	504	100%

9. Other. Several gave multiple open text responses.

Continue education: 5
 Continue education & work: 2
 Career advancement: 2
 Undecided: 2
 Marriage: 1:

Teaching English Abroad: 1

Post-Doc: 1

Finding something worth it: 1

Writing: 1

Full time small business owner: 1

Unemployment or under employed: 1

Self-employment: 1

12. What are your plans for employment after graduation?

#	Answer		Response	%
1	I am not currently employed but am looking for a job		173	34%
2	I plan to stay in my current job		199	39%
3	I have already accepted a job after graduation		78	15%
4	I plan to start my own business		20	4%
5	No plans		34	7%
	Total		504	100%

13. If you worked and took courses, on average how many hours per week did you work? (Employed either at UNO or elsewhere.)

#	Question	1 to 10 hours	11 to 20 hours	21 to 39 hours	40 hours or more	Responses
1	On Campus - UNO employment	95	70	19	11	195
2	Off Campus - Other employment	49	64	116	149	378

16. Graduate Students: Has it taken you longer than expected to complete your degree?

#	Answer		Response	%
1	Yes		51	27%
2	No		138	73%
	Total		189	100%

17. [Graduate Students] If you answered yes, why did it take longer than expected to complete your degree?

#	Answer	Response	%
1	Family Commitments	15	29%
2	Work Schedule	27	53%
3	Military Service	0	0%
4	Illness	3	6%
5	Other - please specify	25	49%

[Graduate students] 5. Other - please specify

Longer than expected for thesis/capstone :5
 Katrina: 3
 Lack of course offerings: 3
 Advisor issues: 2
 Financial: 2
 Family: 2
 Red tape: 1
 UNO course offerings: 1
 Illness of professor: 1
 unexpected class: 1
 work and teaching staff at the school
 Comp. Exam: 1
 Medical: 1
 Program: 1
 Change of major: 1