

**University of New Orleans - Spring 2010
 Graduating Survey – Responses from Masters**

Prepared: June 7, 2010

University Affiliation (College/Unit)?

#	Answer	Response	%
1	Business	37	31%
2	Education	16	13%
3	Engineering	15	13%
4	Liberal Arts	43	36%
5	Sciences	8	7%
6	Interdisciplinary Studies	1	1%
	Total	120	100%

Would you recommend UNO to a friend or relative considering college?





#	Answer	Response	%
1	Yes	101	85%
2	No	18	15%
	Total	119	100%

Are you likely to be involved with UNO as an alumn?

#	Answer	Response	%
1	Yes	62	52%
2	No	57	48%
	Total	119	100%

In which of the following extracurricular activities did you participate? (Select all that apply)

#	Answer	Response	%
1	Student Government	3	5%
2	Sorority or fraternity	4	6%
3	Honors and scholars	20	31%
4	Academic department club/organization	30	47%

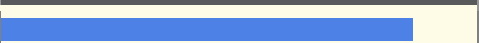








5	Campus or community volunteer work		16	25%
6	Music, theatre, film,dance, or literary group		6	9%
7	Intercollegiate or intramural sports		4	6%
8	Other		10	16%

Statistic	Value
Total Responses	64

Highest educational level in your immediate family?

#	Question	No HS diploma	HS Diploma	2- Yr Associate or Certificate	Baccalaureate degree	Masters degree	Doctoral degree	No Response	Responses
1	Father	6	39	16	28	17	12	1	119
2	Mother	8	35	20	40	15	1	0	119
3	Brothers/Sisters	1	21	1	49	30	7	8	117

What is most likely to be your PRINCIPAL activity upon graduation?

#	Answer	Response	%
1	Employment, Full-Time Paid		102 86%
2	Employment, Part-Time Paid		5 4%
3	Graduate or professional school, Full-Time		8 7%
4	Graduate or professional school, Part-Time		0 0%
5	Additional coursework		1 1%
6	Military service		0 0%
7	Volunteer activity (e.g., Peace Corps)		0 0%
8	Start raising a family		0 0%
9	Other		2 2%
	Total	118	100%

What are your plans for employment after graduation?

#	Answer	Response	%
1	I am not currently employed but am looking for a job	47	40%
2	I plan to stay in my current job	45	38%
3	I have already accepted a job after graduation	17	15%
4	I plan to start my own business	3	3%
5	No plans	5	4%
	Total	117	100%

If you worked and took courses, on average how many hours per week did you work? (Employed either at UNO or elsewhere.)

#	Question	1 to 10 hours	11 to 20 hours	21 to 39 hours	40 hours or more	Responses
1	UNO employment	21	29	12	3	65
2	Other employment off campus	10	9	15	49	83

Graduate Students: Has it taken you longer than expected to complete your degree?

#	Answer	Response	%
1	Yes	32	27%
2	No	88	73%
	Total	120	100%

If you answered yes, why did it take longer than expected to complete your degree?

#	Answer	Response	%
1	Family Commitments	10	31%
2	Work Schedule	15	47%
3	Military Service	0	0%
4	Health reasons	5	16%
5	Other - please specify	15	47%

Students could select more than one answer and could also comment. The 15 comments are summarized below.

Four comments specified the impact of Hurricane Katrina. Other responses included dropped courses, timely coordination of thesis, taking classes that were not required for degree, money, family, classes not offered as frequently, cohort pacing for degree, change of career,

If you could change one thing about UNO, what would it be?

Following is a summary of the 82 responses. A single response could touch on several categories.

Categories most referenced: impact of budget cuts, bureaucracy at various levels, need for improved communication at multiple levels of departments/college/graduate school and updated dept web information; accommodate needs of students who work and take late classes (later hours for career services appointments, study spaces, and technology labs).

Costs: high tuition and fees not reimbursable from companies.

Instruction/course: large class size, dumbing down of mixed UG/G classes, limited offerings; want more flexible scheduling, electives, and advanced degrees; more faculty teaching; more career related internships, more support for departments.

Physical: parking (lighting, improperly parked cars, ticketing after 5 p.m.); cleanliness of buildings, especially bathrooms.

Dining: more (and healthier) food choices

Assorted: train TAs to manage larger classes, improve student involvement, WIFI access, neighborhood amenities, integrate building access into ID cards.

Statistic	Value
Total Responses	82

What was your best experience at UNO?

Seventy-four responded to this question. Most named specific faculty members who contributed to a positive educational experience or they referred to overall strong faculty, departments and programs.

Other experiences mentioned study abroad/summer programs, professional association membership, group projects and real world experiences with community professionals, coursework involving the community, positive staff, job and internship experiences, participation on committees, convenience of Lakefront and Jefferson campuses, various concerts and theatre and other events, sorority and classmates.

Others include simply graduating and receiving their degrees.

Statistic	Value
Total Responses	74